




Schedule of Historical Tax Rates

Residential					
Year	Total Rate	 Village Rate	+/-	 County Rate	+/-
				Base	
2024-2025	TBD	TBD		TBD	
2023-2024	1.585	0.700	-	0.885	-
2022-2023	1.585	0.700	-	0.885	-
2021-2022	1.585	0.700	-	0.885	-
2020-2021	1.585	0.700	-	0.885	-
2019-2020	1.585	0.700	-	0.885	0.6%
2018-2019	1.580	0.700	-	0.880	-
2017-2018	1.580	0.700	0.7%	0.880	1.1%
2016-2017	1.565	0.695	-	0.870	2.4%
2015-2016	1.545	0.695	0.7%	0.850	-
2014-2015	1.540	0.690	-	0.850	1.2%
2013-2014	1.530	0.690	1.5%	0.840	-
2012-2013	1.520	0.680	-	0.840	1.2%
2011-2012	1.510	0.680	-	0.830	1.2%
2010-2011	1.500	0.680	3.0%	0.820	3.8%
2009-2010	1.450	0.660	-	0.790	6.8%
2008-2009	1.400	0.660	1.5%	0.740	4.2%
2007-2008	1.360	0.650	-	0.710	-10.1%
2006-2007	1.440	0.650	1.6%	0.790	2.6%
2005-2006	1.410	0.640	1.6%	0.770	-
2004-2005	1.400	0.630	5.0%	0.770	-0.6%
2003-2004	1.375	0.600	3.4%	0.775	-3.1%
2002-2003	1.380	0.580	1.8%	0.800	-3.0%
2001-2002	1.395	0.570	1.8%	0.825	-0.6%
2000-2001	1.390	0.560		0.830	

Commercial					
Year	Total Rate	 Village Rate	+/-	 County Rate	+/-
				Base	
2024-2025	TBD	TBD		TBD	
2023-2024	3.150	0.870	-	2.280	-
2022-2023	3.150	0.870	-	2.280	-
2021-2022	3.150	0.870	-	2.280	-
2020-2021	3.150	0.870	-	2.280	-
2019-2020	3.150	0.870	-	2.280	-
2018-2019	3.150	0.870	-	2.280	-
2017-2018	3.150	0.870	0.6%	2.280	0.4%
2016-2017	3.135	0.865	-	2.270	0.9%
2015-2016	3.115	0.865	0.6%	2.250	-
2014-2015	3.110	0.860	-	2.250	-
2013-2014	3.110	0.860	1.2%	2.250	-
2012-2013	3.100	0.850	-	2.250	-
2011-2012	3.100	0.850	-	2.250	-
2010-2011	3.100	0.850	6.9%	2.250	7.1%
2009-2010	2.895	0.795	2.6%	2.100	5.0%
2008-2009	2.775	0.775	2.0%	2.000	-
2007-2008	2.760	0.760	8.6%	2.000	4.7%
2006-2007	2.610	0.700	9.4%	1.910	6.1%
2005-2006	2.440	0.640	1.6%	1.800	-1.6%
2004-2005	2.460	0.630	5.0%	1.830	-1.6%
2003-2004	2.460	0.600	3.4%	1.860	-1.1%
2002-2003	2.460	0.580	1.8%	1.880	-1.1%
2001-2002	2.470	0.570	1.8%	1.900	-0.5%
2000-2001	2.470	0.560		1.910	